

D Series Miniature Snap-in Power Rocker Switches

Features/Benefits

- Momentary and maintained models
- PC and quick connect terminals
- Recessed bracket available — prevents accidental actuation
- RoHS compliant
- Gold plated options available

Typical Applications

- Small appliances
- Computers and peripherals
- Medical instrumentation



UL 61058-1



Specifications

CONTACT RATING:

D101, D102, D103, D105, D108, D201, D202, D203

GP (general purpose)

4 AMPS 125 VAC 50/60 Hz T85 10,000 cycles

2 AMPS 250 VAC 50/60 Hz T85 10,000 cycles

R (resistive)

4 AMPS 30 VDC T85 10,000 cycles

D501, D502, D503, D508, D601, D602, D608

GP (general purpose)

10 AMPS 125 VAC 50/60 Hz T85 10,000 cycles

5 AMPS 250 VAC 50/60 Hz T85 10,000 cycles

R (resistive)

10 AMPS 30 VDC T85 10,000 cycles

0.4VA @ 20V AC/DC (gold plating) available upon request

ELECTRICAL LIFE: 10,000 make-and-break cycles at full load.

INSULATION RESISTANCE: $10^9 \Omega$ min.

DIELECTRIC STRENGTH: 1,000 Vrms min. @ sea level.

Materials

ACTUATOR & HOUSING: 6/6 nylon (UL 94V-2), color black, finish: matte.

MOVABLE CONTACTS: D10X and D20X Models: Copper, silver plated. D50X and D60X Models: Coin silver, silver plated.

STATIONARY CONTACTS AND TERMINALS: Copper or brass, silver plated. Gold plating available.

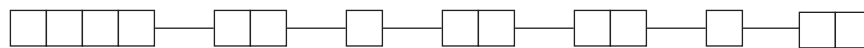
CONTACT SPRING: Music wire or stainless steel.

OPERATING TEMPERATURE: -30°C to +65°C

NOTE: Specifications and materials listed above are for standard switches. For information on specific and custom switches, consult Customer Service Center.

Build-A-Switch

To order, simply select desired option from each category and place in the appropriate box. Available options are shown and described on pages G-61 through G-64. For additional options not shown in catalog, consult Customer Service Center.



Switch Function

- D101** SPDT, On-None-On
- D102** SPST, On-None-Off
- D103** SPDT, On-Off-On
- D105** SPDT, Mom.-Off-Mom.
- D108** SPDT, Mom.-None-On
- D201** DPDT, On-None-On
- D202** DPST, On-None-Off
- D203** DPDT, On-Off-On
- D501** SPDT, On-None-On
- D502** SPST, On-None-Off
- D503** SPDT, On-Off-On
- D508** SPDT, Mom.-None-On
- D601** DPDT, On-None-On
- D602** DPST, On-None-Off
- D608** DPDT, Mom.-None-On

Actuator

- J1** Rocker
- J5** Lever

Actuator Color

- 2** Black
- 1** White
- 3** Red

Mounting Style/Color

- S2** Snap-in, black
- B2** Recessed snap-in actuator guard, black
- G2** Actuator guard, black
- S1** Snap-in, white

Terminations

- 15** Quick connect
- A** Right angle, PC thru-hole
- 02** PC Thru-hole
- 05** Twisted quick connect
- 06** Extended PC thru-hole
- 17** Wirable quick connect

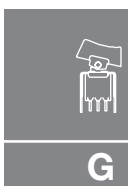
Actuator Markings

- NONE** No marking
- D** ON-OFF
- H** 0 I
- N** Large dot
- P** 0 -
- R** Red rectangle on end
- U** Large dot on end

Contact Material

- QA** Silver
- Gold plating options available contact Customer Service

Rocker



Dimensions are shown: Inches (mm)
Specifications and dimensions subject to change

D Series Miniature Snap-in Power Rocker Switches

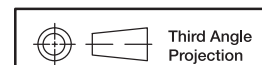
SWITCH FUNCTION

NO. POLES	MODEL NO.	AMP RATING*	SWITCH FUNCTION			CONNECTED TERMINALS			SCHEMATIC		
			POS. 1	POS. 2	POS. 3	POS. 1	POS. 2	POS. 3			
SP	D102	4	ON	NONE	OFF	1-1A	N/A	OPEN	SPST		
	D502	10									
	D101	4	ON	NONE	ON			1-1A	N/A	1-1B	SPDT
	D501	10									
	D103	4		OFF							
	D503	10									
D105	4	MOM.	OFF	MOM.							
D108	4	MOM.	NONE	ON							
	D508	10									
<p>SPDT</p> <p>Part number shown: D101J12S215QA</p>											
DP	D202	4	ON	NONE	OFF	1-1A, 2-2A	N/A	OPEN	DPST		
	D602	10									
	D201	4	ON	NONE	ON			1-1A, 2-2A	N/A	1-1B, 2-2B	DPDT
	D601	10									
	D203	4		OFF							
D603	10										
D608	10	MOM.	NONE								
<p>DPDT</p> <p>Part number shown: D201J12S215QA</p>											

MOM. = Momentary

*AMP RATING: see G-60

See CONTACT MATERIALS, page G-64.



Third Angle Projection

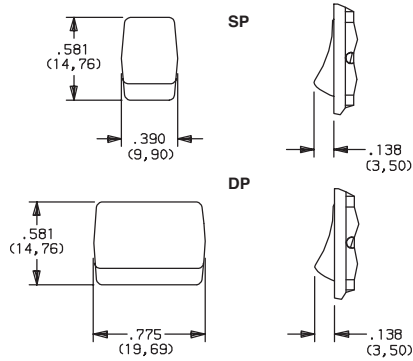
Dimensions are shown: Inches (mm)
Specifications and dimensions subject to change



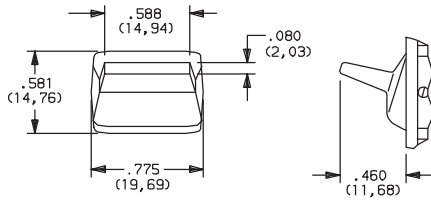
D Series Miniature Snap-in Power Rocker Switches



J1 ROCKER



J5 LEVER



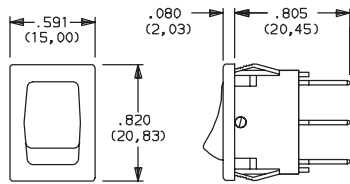
OPTION CODE	ACTUATOR COLOR
2	BLACK
1	WHITE
3	RED

NOTE: Actuator finish: matte. Other colors available, consult Customer Service Center.

'J5' actuator available only with DP models D201, D202, D601 and D602.



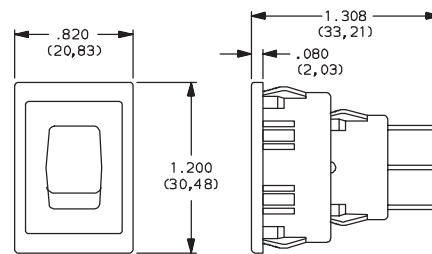
S SNAP-IN



OPTION CODE	HOUSING COLOR
2	(STD.) BLACK
1	WHITE

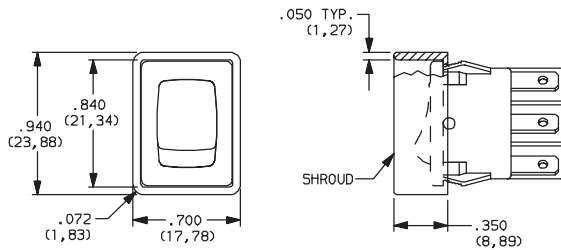
NOTE: Frame finish on housing: matte. Other colors available, consult Customer Service Center.

B2 RECESSED SNAP-IN ACTUATOR GUARD, BLACK



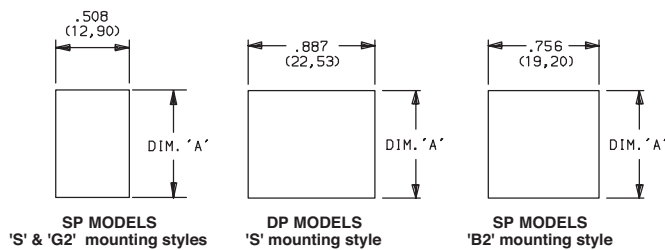
NOTE: Vertical mount, SP models only.

G2 ACTUATOR GUARD, BLACK



NOTE: Vertical mount, SP models only.

PANEL MOUNTING



PANEL THICKNESS	DIM 'A' SP & DP MODELS 'S' MOUNTING STYLE	DIM 'A' WITH 'G2' OPTION SP MODELS ONLY	DIM 'A' SP MODELS 'B' MOUNTING STYLE
.030-.049 (0,76) (1,24)	.756 (19,20)	.764 (19,41)	1.068 (27,13)
.049-.079 (1,24) (2,01)	.764 (19,41)	.780 (19,81)	1.076 (27,33)
.079-.118 (2,01) (3,00)	.780 (19,81)	n/a	1.092 (27,74)

NOTE: Blank insert available for SP models only, see page G-64.

Rocker



G



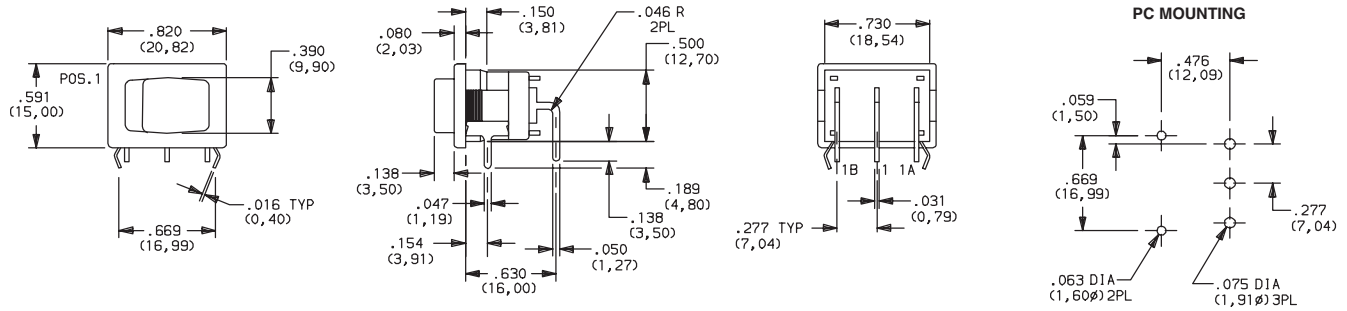
Dimensions are shown: Inches (mm)
Specifications and dimensions subject to change

www.ck-components.com

D Series Miniature Snap-in Power Rocker Switches

TERMINATIONS

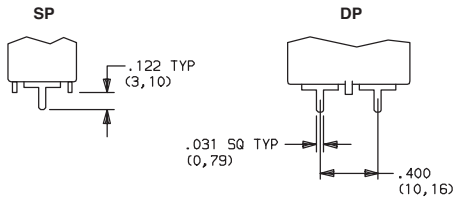
A RIGHT ANGLE, PC THRU-HOLE



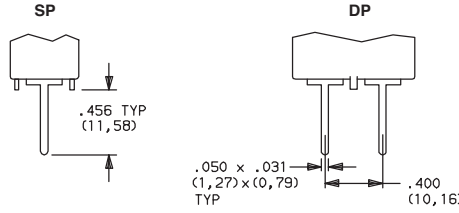
Available with D101, D102, D501, D502 SP models only.

TERMINATIONS

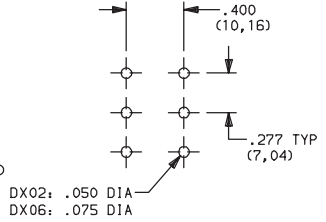
02 PC THRU-HOLE



06 EXTENDED PC THRU-HOLE



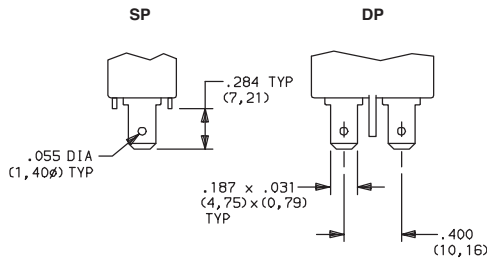
PC MOUNTING (02 and 06)



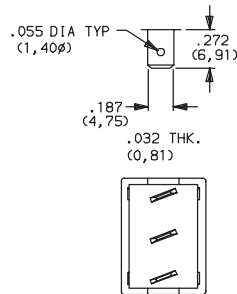
Available with DX01 and DX02 models only.

Available with DX01 and DX02 models only.

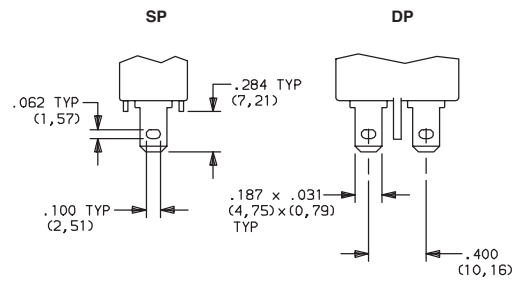
15 QUICK CONNECT



05 TWISTED QUICK CONNECT



17 WIRABLE QUICK CONNECT



Available with DX01 and DX02 models only.

NOTE: Terminals are twisted.

Available with DX01 and DX02 models only.

ACTUATORS

NONE NO MARKING

D ON-OFF

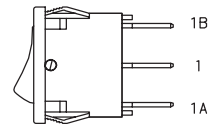
H O |

N LARGE DOT

P O -

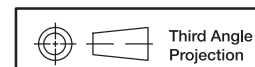
R RED RECTANGLE
ON END

U LARGE DOT ON END



'D, H, P & U' marking options: marking color white, standard for all actuator colors except white. Black marking color, standard for white actuators. 'R & N' marking option: red marking color, standard. Consult Customer Service Center for other available marking colors.

NOTE: Orientation of actuator markings and terminals.



Dimensions are shown: Inches (mm)
Specifications and dimensions subject to change



